
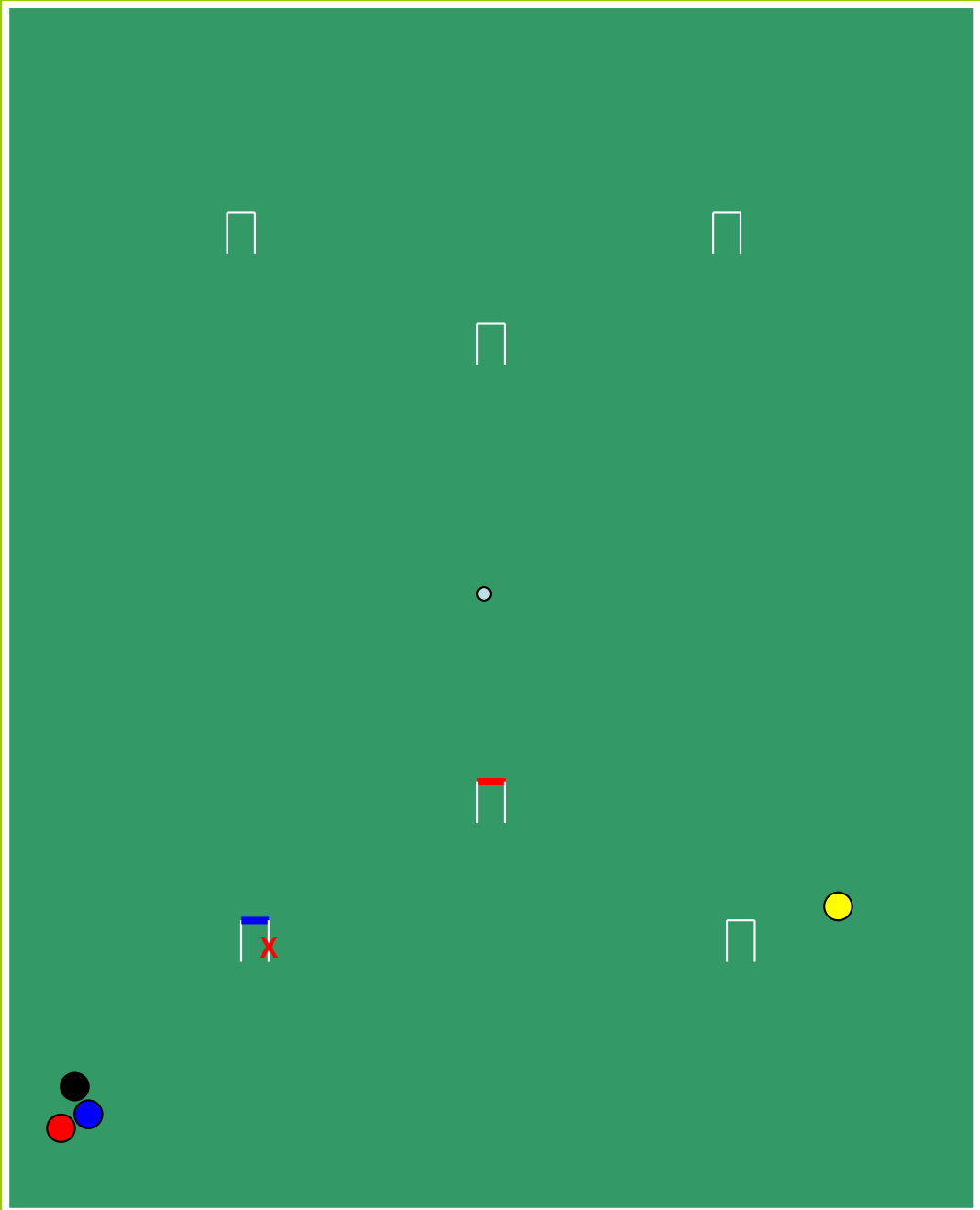



Red (about to roquet blue) is for 2-back. Black is in corner 1. What should red do?




Red rushes blue into corner 1. It then comes onto a yard line touching black



Leaving blue where you put it, you can now move black to be in contact with blue anywhere you like. Red takes croquet from blue.



You are playing a corner cannon. Aiming at the peg hit the red firmly so that blue goes towards hoop 5 and black is rushed west of 2-back



Take croquet from black and you now have an easy hoop but make sure that black goes towards the south boundary so that you have stopping distance to get onto blue.

# Commentary

- Playing cannons is a very powerful way of getting two balls into advantageous positions (NB on the diagram the three balls in the corner are meant to be touching each other)
- When a ball is already on the corner spot the ball that is rushed into the corner (in the case the blue) goes onto a yard line (at the striker's discretion) touching the corner ball (ie the black)
- The black can then be moved around the blue as the striker wishes and the red placed to take croquet from the blue. It must not touch the black as well.
- There are several variations on cannons depending on where they are played from and the objective. Get a coach to demonstrate them for you and then practice!

Ian Harrison May 2018